• American Steel Carports, Inc.

DEALER HANDBOOK

2023



Table of Contents

04 DEAR VALUED DEALER HISTORY ABOUT US

09 HOW TO FILL OUT AN ORDER FORM

06 BASIC PRICING

16 UTILITY CARPORTS

20 AGRICULTURAL BUILDINGS

18 SIDE ENTRY BUILDINGS

28 WIDE-SPANS

27 CUSTOM UNITS

30 INSULATION

37 WARRANTY INFORMATION

36 MOVING A UNIT

38 THINGS TO REMEMBER

10 ADDING EXTRA OPTIONS

15 HOW TO PRICE AN A-FRAME CARPORT

12 DEALER PORTAL WEBSITE

24 MINI STORAGES

26 LEAN-TOS

25 LOAFING SHEDS

32 INSTALLATION NEED A PERMIT?

31 COLOR OPTIONS

34 WHEN TO CHARGE FOR PLANS

40 FREQUENTLY ASKED QUESTIONS

39 WE OFFER 3 WARRRANTIES

41 CONTACT INFORMATION



Message From Us

Dear Valued Dealer,

American Steel Carports, Inc. would like to take the time to thank you for being a part of our family. You are an important part of one of the largest growing carport and metal building companies in the industry.

We understand that dealers are an integral part of the company's growth. Our top priority is to take the appropriate actions to better assist you.

The following Dealer Handbook will provide you with basic, but important information to help you price and sell our product.

Once again, thank you for choosing American Steel Carports, Inc.

Sincerely,

American Steel Carports, Inc.

OUR HISTORY

1998

American Steel Carports, Inc. was established in 1998 by three driven individuals who saw potential in the carport industry.

2001

With hard work and diligence, American Steel Carports, Inc. was recognized as a corporation in 2001.

About Us

During our early years, all aspects of the business were handled by the owners themselves in the Midwest; from recruiting dealers, answering phone calls, processing orders, scheduling deliveries, and installing the products. They were committed to their vision and stood behind these structures that they strongly believed in.

The owners of American Steel Carports, Inc. devoted their time to the rapid expansion of their business. Since then, ASCI proudly serves all regions, including over 25 states. The organization has grown due to its integrity, honesty, customer service, product diversification, and stability since day one.

Our vast dealer network and honest team strives to provide our valuable clients with quality steel structures at an affordable price. We still manufacture our products to adapt to our client's needs and are here to assist from beginning to end.

As one of the leaders in the industry, we look towards the future with hopes of continued growth and innovation.

At American Steel Carports, the slogan says it all:

VERSATILE. STRONG. BUILT TO LAST.

2007

In 2007, they grew their business and founded American Carports, Inc.

2023

Today, we're headquartered in Texas with manufacturing plants in New Mexico, Illinois, Indiana, and Pennsylvania.

Basic Pricing

When pricing one of our buildings, we use a simple Pricing Flyer to gather all of the details in order to provide you with an accurate quote. While going through our flyers, you will ask details that you need to know such as; which gauge of steel framing they prefer, what roof style they would like, and if there are any extra options they would like to include.

Step 1

Finding the Correct Flyer

We have flyers for different regions, so **it is critical that you ask your customer in which state the structure will be built, in order to get an accurate price.**

Below you will find an example of one of our many flyers:

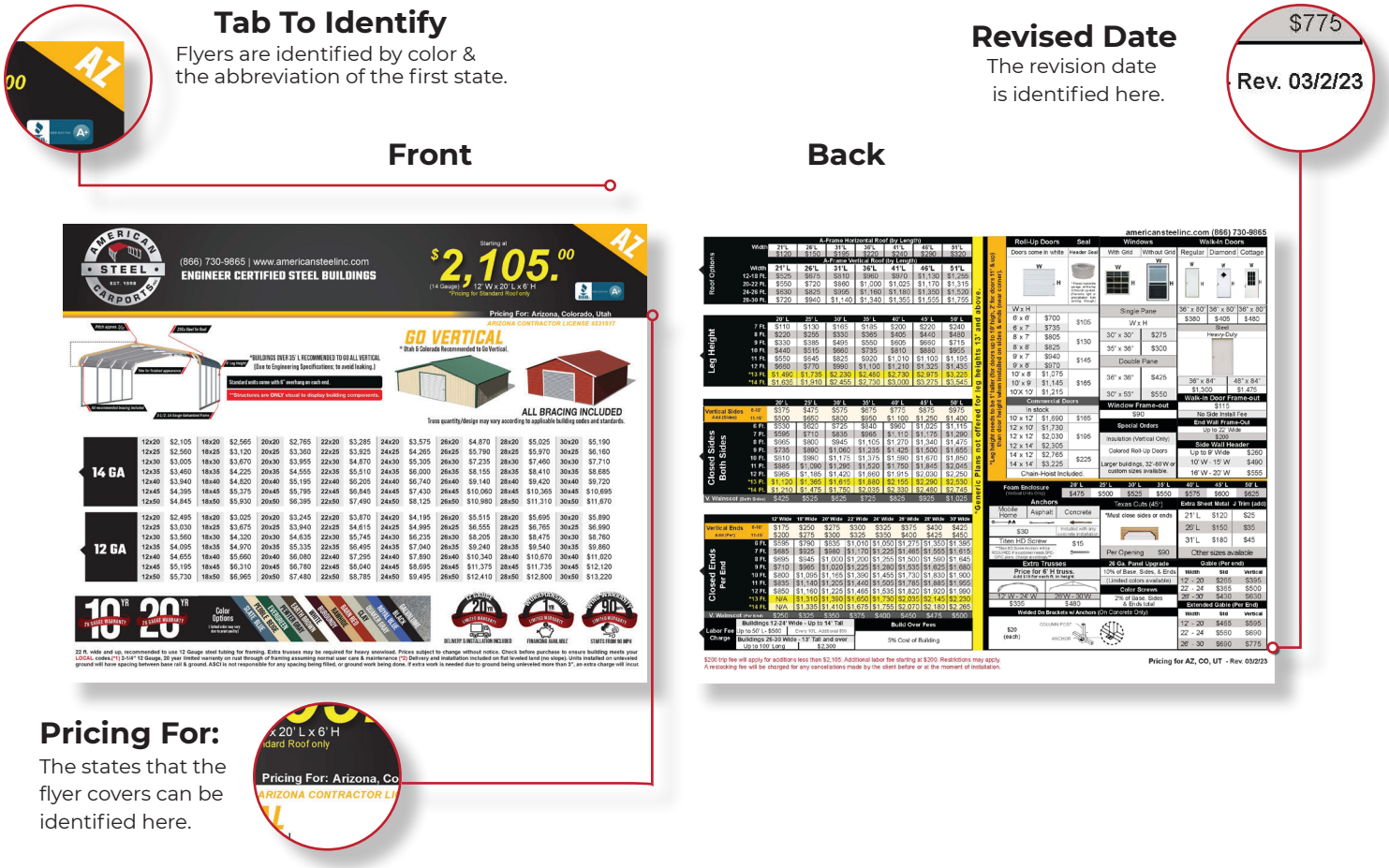

As the price of steel fluctuates, so does our pricing. **Please make sure you have the most updated flyer available for your state by checking the bottom right-hand corner**.

STANDARD



GOOD

A-FRAME HORIZONTAL



BETTER

A-FRAME VERTICAL



BEST

*RECOMMENDED FOR SNOW

Step 2

Style & Size

After the install state has been confirmed and you have the latest flyer, you'll need to ask which roof style the customer would prefer. We offer 2 styles: Our Standard Style & our A-Frame Style. Our A-Frame Style can be customized to have the sheet metal run Horizontally or Vertically. Help the Customer pick the Style they are most interested in or suggest one that would be more appropriate for their needs. This is the time, where you as a Dealer should be able to assist the customer in making sure they get the building that will be the most beneficial for their purpose.

Step 3

Gauge

After the Customer has selected a Style & Size, make sure to ask them which gauge of steel framing they'd like their building to be constructed with. We offer 14-gauge (2 1/2" x 2 1/2") & 12 gauge (2 1/4" x 2 1/4").

*20 year limited warranty for 12 Gauge



14 Gauge 12 Gauge

Both have their benefits; the 14-gauge steel framing is more economical and comes with a 1-year Workmanship Warranty. In comparison, the heavy duty 12-gauge steel framing is more expensive. However, it comes with a 20-year Limited Warranty rust-through of the framing. Rust warranty is for steel tubing only. (Restrictions apply). All base prices are listed as 14-gauge. If the customer is content with 14-gauge steel framing, all that is required is selecting the size from the correct section (Standard, A-Frame Horizontal, A-Frame Vertical), then moving on to the next section (back). If the customer would like to have 12-gauge steel framing for their structure, after selecting a roof style & size, make sure to add the appropriate charge for 12-gauge steel framing to the base price. After this, you may move on to the next section (back).

Below are examples of sections from our flyers.

LEG HEIGHT

This section provides pricing for additional leg heights over our standard 6' tall leg height. To make your building taller, you'll find the length of your structure and the desired height and locate the correlating box with the price.

Leg Height	20' L	25' L	30' L	35' L	40' L	45' L	50' L
7 Ft.	$110	$130	$165	$185	$200	$220	$240
8 Ft.	$220	$255	$330	$365	$405	$440	$480
9 Ft.	$330	$385	$495	$550	$605	$660	$715
10 Ft.	$440	$515	$660	$735	$810	$880	$955
11 Ft.	$550	$645	$825	$920	$1,010	$1,100	$1,195
12 Ft.	$660	$770	$990	$1,100	$1,210	$1,325	$1,435
*13 Ft.	$1,490	$1,735	$2,230	$2,480	$2,730	$2,975	$3,225
*14 Ft.	$1,635	$1,910	$2,455	$2,730	$3,000	$3,275	$3,545

Please note that 12' tall is our tallest standard leg height with no additional charges. 13' - 20' tall buildings will incur additional charges, such as Labor Fees/Equipment Charges. **Customers will be required to provide a (telescopic) lift for installation of 13' and up leg height.**

CLOSED SIDES

This section details pricing for sides. It's important to note that the price includes both sides. These are the panels that go down the length of the structure. You will need to find the length of the structure and how much the customer would like the siding to come down. **If your customer would only like one side, or partial siding, please divide the cost by two.**

Closed Sides Both Sides		20' L	25' L	30' L	35' L	40' L	45' L	50' L
Vertical Sides Add (Sides)	6-10'	$375	$475	$575	$675	$775	$875	$975
	11-15'	$500	$650	$800	$950	$1,100	$1,250	$1,400
6 Ft.		$530	$620	$725	$840	$960	$1,025	$1,115
7 Ft.		$595	$710	$835	$965	$1,110	$1,175	$1,290
8 Ft.		$665	$800	$945	$1,105	$1,270	$1,340	$1,475
9 Ft.		$735	$890	$1,060	$1,235	$1,425	$1,500	$1,655
10 Ft.		$810	$990	$1,175	$1,375	$1,590	$1,670	$1,850
11 Ft.		$885	$1,090	$1,295	$1,520	$1,750	$1,845	$2,045
12 Ft.		$965	$1,185	$1,420	$1,660	$1,915	$2,030	$2,250
*13 Ft.		$1,120	$1,365	$1,615	$1,880	$2,155	$2,290	$2,530
*14 Ft.		$1,210	$1,475	$1,750	$2,035	$2,330	$2,480	$2,745
V. Wainscot (Both Sides)		$425	$525	$625	$725	$825	$925	$1,025

CLOSED ENDS

Pricing for ends is very similar to that of the sides mentioned above. To find this price, you locate the width of your building then the height. This pricing is for (1) one end ONLY. Double it for (2) two ends.

Closed Ends Per End		12' Wide	18' Wide	20' Wide	22' Wide	24' Wide	26' Wide	28' Wide	30' Wide
Vertical Ends Add (Per)	6-10'	$175	$250	$275	$300	$325	$375	$400	$425
	11-15'	$200	$275	$300	$325	$350	$400	$425	$450
6 Ft.		$595	$790	$835	$1,010	$1,050	$1,275	$1,350	$1,395
7 Ft.		$685	$925	$980	$1,170	$1,225	$1,465	$1,555	$1,615
8 Ft.		$695	$945	$1,000	$1,200	$1,255	$1,500	$1,590	$1,645
9 Ft.		$710	$965	$1,020	$1,225	$1,280	$1,535	$1,625	$1,680
10 Ft.		$800	$1,095	$1,165	$1,390	$1,455	$1,730	$1,830	$1,900
11 Ft.		$835	$1,140	$1,205	$1,440	$1,505	$1,785	$1,885	$1,955
12 Ft.		$850	$1,160	$1,225	$1,465	$1,535	$1,820	$1,920	$1,990
*13 Ft.		N/A	$1,310	$1,390	$1,650	$1,730	$2,035	$2,145	$2,230
*14 Ft.		N/A	$1,335	$1,410	$1,675	$1,755	$2,070	$2,180	$2,265
V. Wainscot (Per End)		$250	$325	$350	$375	$400	$450	$475	$500

Buildings 12-24' Wide - Up to 14' Tall | Build Over Fees

How to Fill Out an Order Form

1. Dealer name & number & Buyer information such as name, address, phone number, etc.

2. Add description of building such as Width, Length, Leg Height, & Gauge

3. Additional options such as Closed Sides, Closed Ends, Roll-Up Doors, Walk-In Doors, Windows, etc.

Additional Options

Example Only

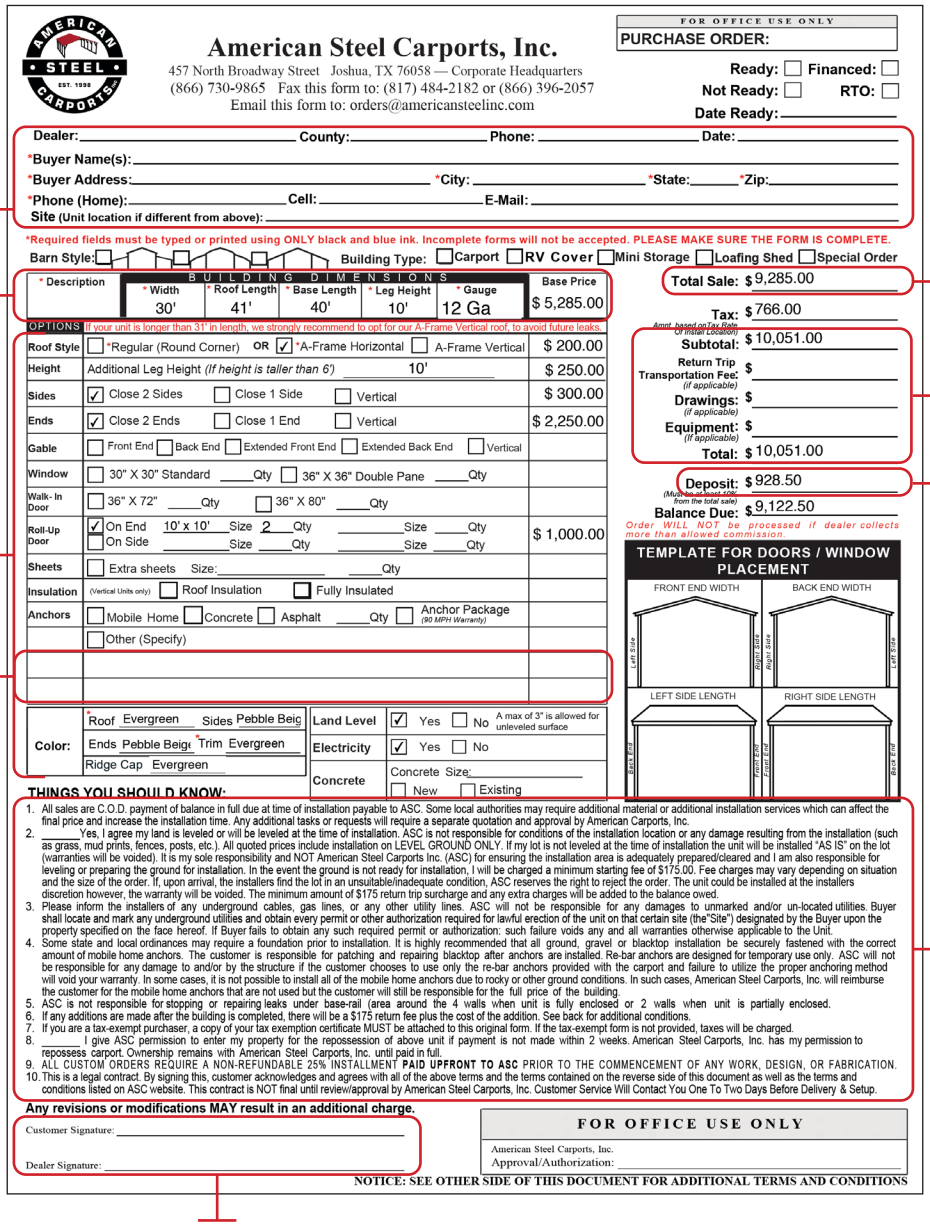

American Steel Carports, Inc.
457 North Broadway Street Joshua, TX 76058 — Corporate Headquarters
(866) 730-9865 Fax this form to: (817) 484-2182 or (866) 396-2057
Email this form to: orders@americansteelinc.com

FOR OFFICE USE ONLY
PURCHASE ORDER:
Ready: ☐ Financed: ☐
Not Ready: ☐ RTO: ☐
Date Ready: _____

Dealer: _____ County: _____ Phone: _____ Date: _____
*Buyer Name(s): _____
*Buyer Address: _____ *City: _____ *State: _____ *Zip: _____
*Phone (Home): _____ Cell: _____ E-Mail: _____
Site (Unit location if different from above): _____

*Required fields must be typed or printed using ONLY black and blue ink. Incomplete forms will not be accepted. PLEASE MAKE SURE THE FORM IS COMPLETE.

Barn Style: Building Type: ☐ Carport ☐ RV Cover ☐ Mini Storage ☐ Loafing Shed ☐ Special Order

* Description	BUILDING DIMENSIONS * Width	* Roof Length	* Base Length	* Leg Height	* Gauge	Base Price
	30'	41'	40'	10'	12 Ga	$ 5,285.00

OPTIONS If your unit is longer than 31' in length, we strongly recommend to opt for our A-Frame Vertical roof, to avoid future leaks.

Roof Style	☐ *Regular (Round Corner) OR ☑ *A-Frame Horizontal ☐ A-Frame Vertical	$ 200.00
Height	Additional Leg Height (If height is taller than 6') 10'	$ 250.00
Sides	☑ Close 2 Sides ☐ Close 1 Side ☐ Vertical	$ 300.00
Ends	☑ Close 2 Ends ☐ Close 1 End ☐ Vertical	$ 2,250.00
Gable	☐ Front End ☐ Back End ☐ Extended Front End ☐ Extended Back End ☐ Vertical	
Window	☐ 30" X 30" Standard ____Qty ☐ 36" X 36" Double Pane ____Qty	
Walk- In Door	☐ 36" X 72" ____Qty ☐ 36" X 80" ____Qty	
Roll-Up Door	☑ On End 10' x 10' Size 2 Qty ____ Size ____Qty ☐ On Side ____ Size ____Qty ____ Size ____Qty	$ 1,000.00
Sheets	☐ Extra sheets Size: ____Qty	
Insulation	(Vertical Units only) ☐ Roof Insulation ☐ Fully Insulated	
Anchors	☐ Mobile Home ☐ Concrete ☐ Asphalt ____Qty ☐ Anchor Package (90 MPH Warranty)	
	☐ Other (Specify)	

Color: Roof Evergreen Sides Pebble Beig; Ends Pebble Beig Trim Evergreen; Ridge Cap Evergreen

Land Level ☑ Yes ☐ No A max of 3" is allowed for unleveled surface
Electricity ☑ Yes ☐ No
Concrete Concrete Size: ____ ☐ New ☐ Existing

Total Sale: $ 9,285.00
Tax: $ 766.00 (Amt. based on Tax Rate Of Install Location)
Subtotal: $ 10,051.00
Return Trip Transportation Fee: (if applicable) $
Drawings: (if applicable) $
Equipment: (If applicable) $
Total: $ 10,051.00
Deposit: $ 928.50 (Must be at least 10% from the total sale)
Balance Due: $ 9,122.50
Order WILL NOT be processed if dealer collects more than allowed commission.

TEMPLATE FOR DOORS / WINDOW PLACEMENT
FRONT END WIDTH | BACK END WIDTH
LEFT SIDE LENGTH | RIGHT SIDE LENGTH

THINGS YOU SHOULD KNOW:
1. All sales are C.O.D. payment of balance in full due at time of installation payable to ASC. Some local authorities may require additional material or additional installation services which can affect the final price and increase the installation time. Any additional tasks or requests will require a separate quotation and approval by American Carports, Inc.
2. ____Yes, I agree my land is leveled or will be leveled at the time of installation. ASC is not responsible for conditions of the installation location or any damage resulting from the installation (such as grass, mud prints, fences, posts, etc.). All quoted prices include installation on LEVEL GROUND ONLY. If my lot is not leveled at the time of installation the unit will be installed "AS IS" on the lot (warranties will be voided). It is my sole responsibility and NOT American Steel Carports Inc. (ASC) for ensuring the installation area is adequately prepared/cleared and I am also responsible for leveling or preparing the ground for installation. In the event the ground is not ready for installation, I will be charged a minimum starting fee of $175.00. Fee charges may vary depending on situation and the size of the order. If, upon arrival, the installers find the lot in an unsuitable/inadequate condition, ASC reserves the right to reject the order. The unit could be installed at the installers discretion however, the warranty will be voided. The minimum amount of $175 return trip surcharge and any extra charges will be added to the balance owed.
3. Please inform the installers of any underground cables, gas lines, or any other utility lines. ASC will not be responsible for any damages to unmarked and/or un-located utilities. Buyer shall locate and mark any underground utilities and obtain every permit or other authorization required for lawful erection of the unit on that certain site (the"Site") designated by the Buyer upon the property specified on the face hereof. If Buyer fails to obtain any such required permit or authorization: such failure voids any and all warranties otherwise applicable to the Unit.
4. Some state and local ordinances may require a foundation prior to installation. It is highly recommended that all ground, gravel or blacktop installation be securely fastened with the correct amount of mobile home anchors. The customer is responsible for patching and repairing blacktop after anchors are installed. Re-bar anchors are designed for temporary use only. ASC will not be responsible for any damage to and/or by the structure if the customer chooses to use only the re-bar anchors provided with the carport and failure to utilize the proper anchoring method will void your warranty. In some cases, it is not possible to install all of the mobile home anchors due to rocky or other ground conditions. In such cases, American Steel Carports, Inc. will reimburse the customer for the mobile home anchors that are not used but the customer will still be responsible for the full price of the building.
5. ASC is not responsible for stopping or repairing leaks under base-rail (area around the 4 walls when unit is fully enclosed or 2 walls when unit is partially enclosed.
6. If any additions are made after the building is completed, there will be a $175 return fee plus the cost of the addition. See back for additional conditions.
7. If you are a tax-exempt purchaser, a copy of your tax exemption certificate MUST be attached to this original form. If the tax-exempt form is not provided, taxes will be charged.
8. _____ I give ASC permission to enter my property for the repossession of above unit if payment is not made within 2 weeks. American Steel Carports, Inc. has my permission to repossess carport. Ownership remains with American Steel Carports, Inc. until paid in full.
9. ALL CUSTOM ORDERS REQUIRE A NON-REFUNDABLE 25% INSTALLMENT **PAID UPFRONT TO ASC** PRIOR TO THE COMMENCEMENT OF ANY WORK, DESIGN, OR FABRICATION.
10. This is a legal contract. By signing this, customer acknowledges and agrees with all of the above terms and the terms contained on the reverse side of this document as well as the terms and conditions listed on ASC website. This contract is NOT final until review/approval by American Steel Carports, Inc. Customer Service Will Contact You One To Two Days Before Delivery & Setup.

Any revisions or modifications MAY result in an additional charge.

Customer Signature: _____
Dealer Signature: _____

FOR OFFICE USE ONLY
American Steel Carports, Inc.
Approval/Authorization: _____

NOTICE: SEE OTHER SIDE OF THIS DOCUMENT FOR ADDITIONAL TERMS AND CONDITIONS

4. Add all expenses together and calculate the total for the unit before sales tax.

5. Return Fees, Drawings & Calculations are not taxable and must be paid directly to American Steel Carports, Inc.

6. Down payment is collected by Dealer before adding tax.

7. Please make sure customer reads over "Things to Know" and understands completely before initialing where needed.

8. Contract must have the Customer's signature in order to be valid & accepted by American Steel Carports, Inc.

For questions or concerns please contact dealer support at: dealerservicesupport@americansteelinc.com

ADDING EXTRA OPTIONS

18' - 24' WIDE STANDARD BOW:



25' - 30' WIDE STANDARD BOW:



TRUSS

Truss designs vary to support the structure due to local building codes.

SHEET METAL

All our buildings are covered in 29G steel siding.
*Can be upgraded to 26G at an additional cost.



6" OVERHANG

All buildings come with 6" overhang all around.

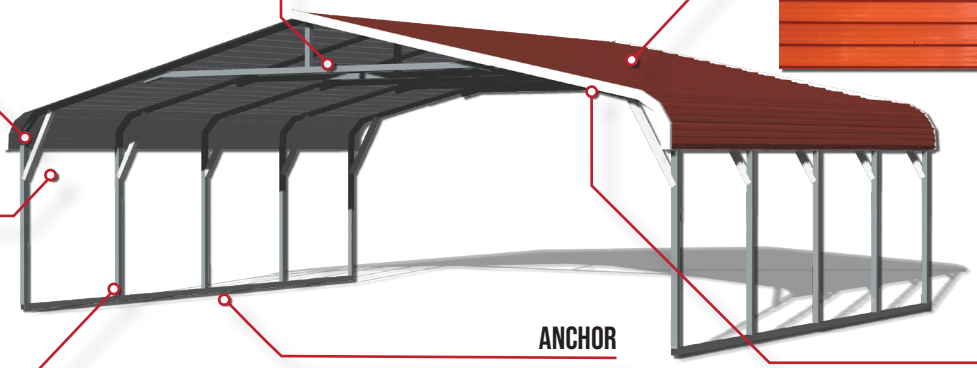

BRACE

All necessary bracing included.



BASE RAIL

Foundation for our buildings.

ANCHOR

Various types of anchors are used to secure your building safely to the type of foundation it lays on.

TRIM

Various trims are used for different locations on our buildings.
Made to frume out openings & cover corners or edges.

REBAR ANCHOR:



CORNER TRIM:

This trim is used on A-Frame Vertical & Horizontal unit corners.



L TRIM:

This trim is used on Roll-Up Door frameouts. Cover up corners on Standard units.



J TRIM:

This trim is used on Window & Walk-In Door frameouts.



BOXED EAVE TRIM:

This trim is used on the sides & ends of an A-Frame Vertical roof.



Truss

Truss designs vary to support the structure due to local building codes.

18’ -24’ Wide A-Frame Bow:



25’ - 30’ Triple Wide A-Frame Bow:



Gable Ends

Triangle portion of end wall covered by sheet metal.



Ridge Cap

Comes ONLY on A-Frame Vertical roofs to prevent rain or debris from entering.



Hat Channel

Added support to ONLY A-Frame Vertical roofs.





Window

We offer: 30” x 30”
36” x 36” & 30” x 53”

Window:



Anchor

Various types of anchors are used to secure your building safely to the type of foundation it lays on.

Garage Doors

We offer Roll Up doors & Overhead Doors. They come in many sizes and various colors.

Roll Up Door:



Overhead Door:



Note: Overhead doors are only available in **Texas and Pennsylvania.**

Walk-In Doors

We offer several different walk-in doors.
We offer Walk-In Doors 36” x 80” doors.
We also offer Heavy Duty Walk-In doors.
They come in sizes of 36” x 84” & 48”

Walk-In Door:



Heavy Duty Door:



Diamond Door:



Cottage Door:



Mobile Home Anchor:



Anchors used for ground installations. Eligible for the 90 MPH Wind Warranty.

Asphalt Anchor:



Anchors used for installations on Asphalt. Eligible for the 90 MPH Wind Warranty.

Concrete Anchors:



Anchors used for installations on Concrete. Eligible for the 90 MPH Wind Warranty.

Titen HD Screw:



Anchors used for installations on Concrete. ** Will be REQUIRED if a customer needs SPECIFIC plans. Charge accordingly.**

Dealer Portal

Where to Find the Dealer Portal

The Dealer Portal login, can be located at the bottom of the American Steel, Inc. website.

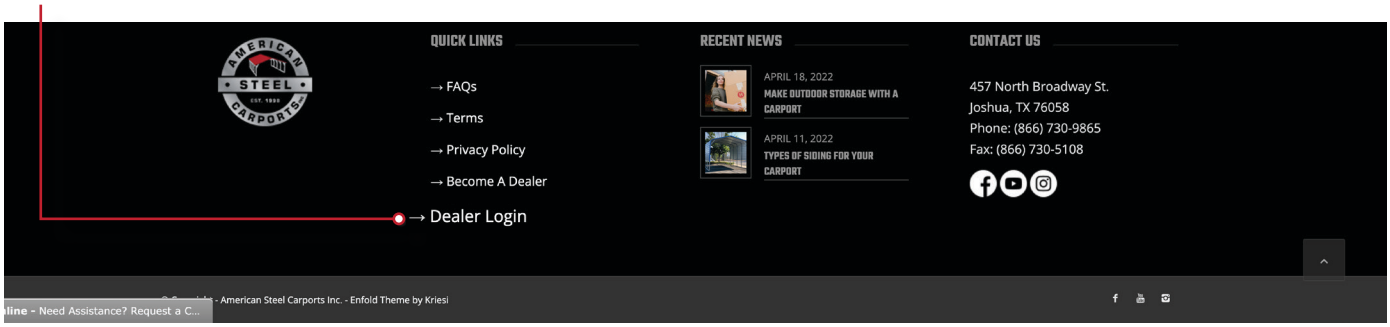

Dealer Portal Information

The Dealer Portal contains information regarding pricing and is how we stay up to date with our dealers. All changes and modifications to our flyers and lead time map will be present here, so it is important to check our website regularly to ensure that you are up to date.



Log in

The username to enter the portal provided to you upon registration will not change. Passwords, however, will be changed every few months for security purposes. You will be receiving the password via email every time they are updated.

Lead Time Map

You can find the most updated map in the portal. We encourage you to always check lead times before advising your customer. Our lead times are unpredictable and therefore change frequently. **The Lead Time map is only an estimate of delivery and installation.**

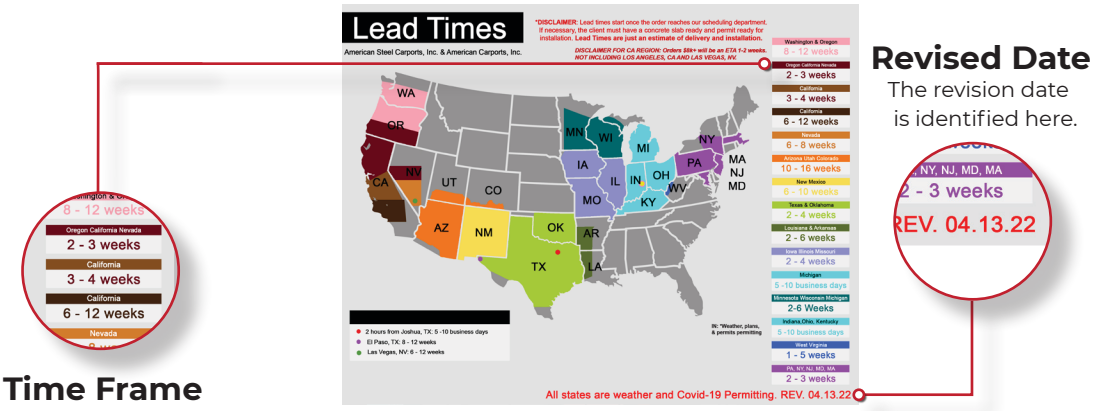

Time Frame

Color coded by each time frame.

Revised Date

The revision date is identified here.

Calculator

Calculators are created to simplify the pricing process. Each one mirrors our most up-to-date pricing flyers. These calculators are amended once flyers are updated but be patient with us. The process is a bit tedious. When this happens, please utilize our flyers to quote customers.

Additional Information

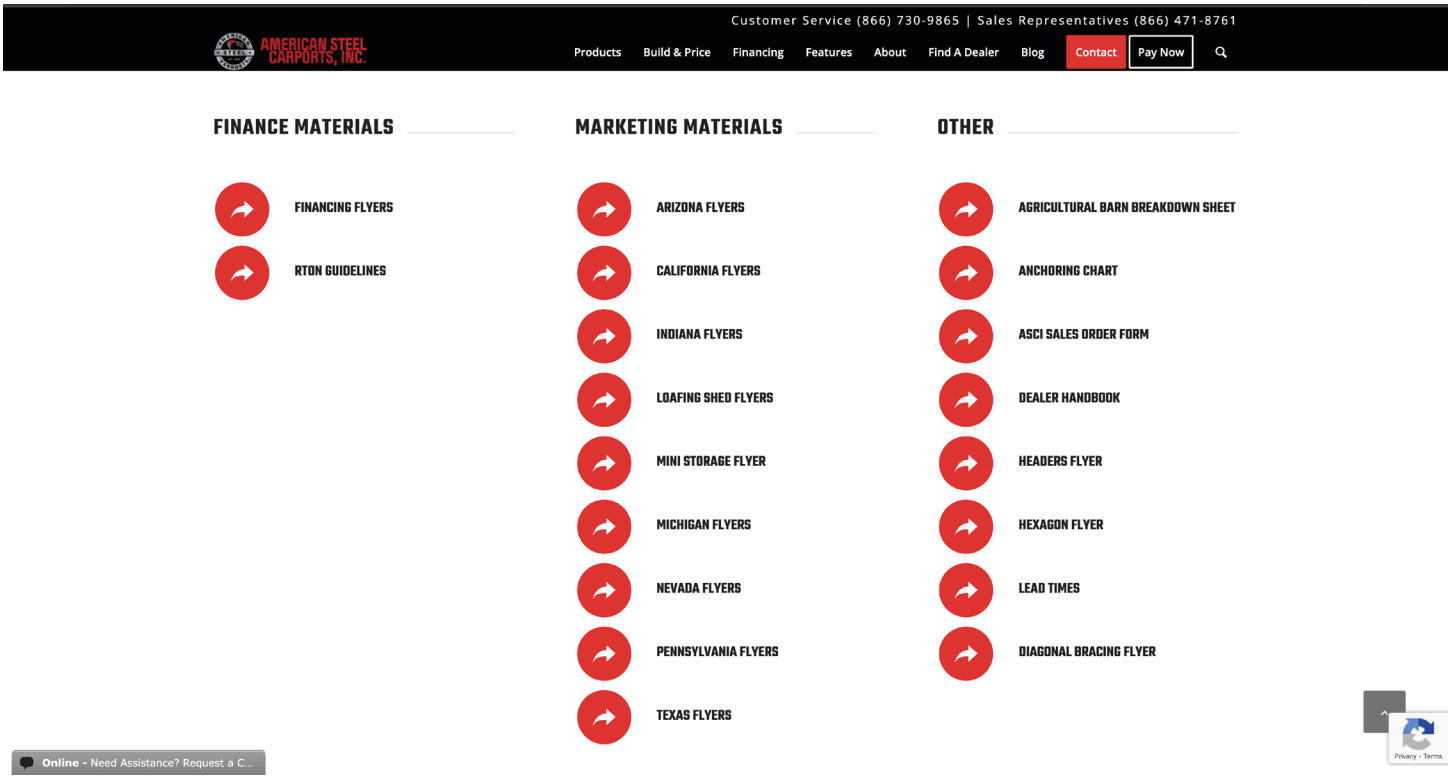

Additional information can be found in the portal for your benefit:

- Financing details
- Anchor Chart
- Sales Order Forms
- Diagonal Bracing
- Header Sheets

- Break down sheets for Ag Barns (Needed to be turned in with Ag Buildings
- Equipment, Bracing, and snow loads maybe required in addition to all orders and may not show in calculator.

Any crucial alerts that you need to know will be announced in the portal. If you have any suggestions that will be helpful to add or any questions, please contact dealerservicesupport@americansteelinc.com or call 866-730-9865

Website

Here is a brief overview of our website. Everything can be found by clicking one of the tabs at the top of our webpage.

Home Page Tabs:

Here is a brief overview of our website. Everything can be found by clicking one of the tabs at the top of our webpage.

PRODUCTS

All of our product types that we offer can be found here, with descriptions of each structure. They can also be found on the home page, under our products.

Build & Price

For customers that would like to create a custom-built building.

Financing

All of our financing options can be found here, with descriptions of each option.

Features

Warranties, upgrades, engineer certification information, and key features that we offer can be found under this tab.

Find a Dealer

For customers to find a dealer near their area.

Pay Now

For customers that would like to make a payment online.





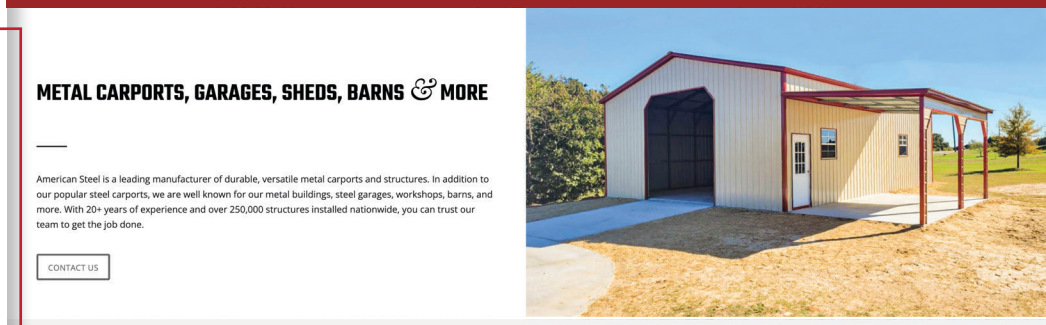

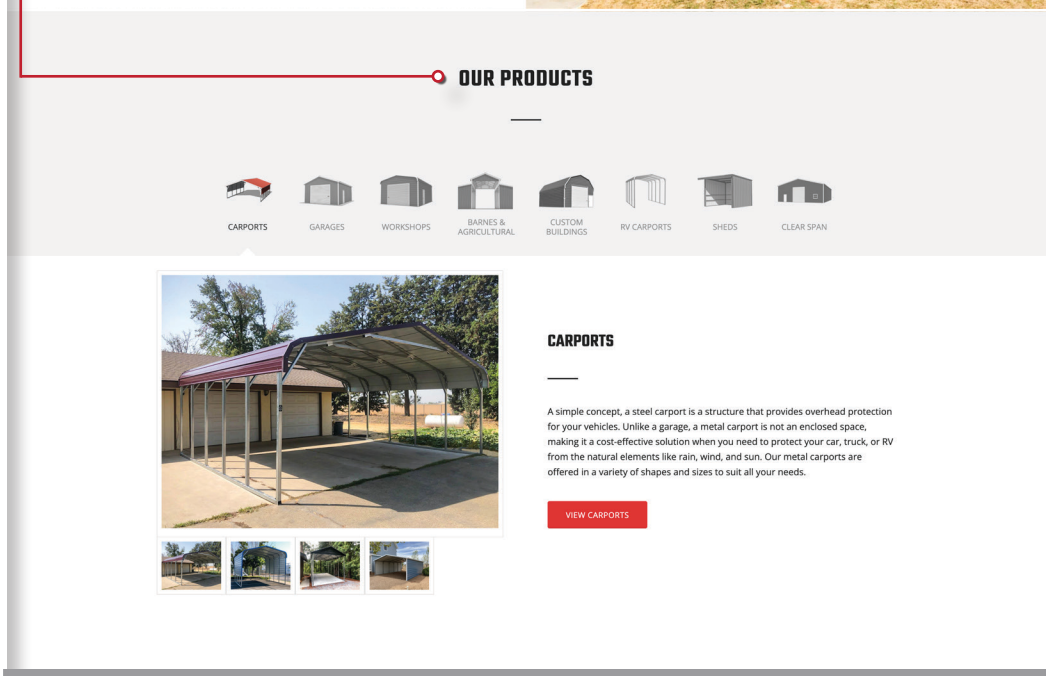

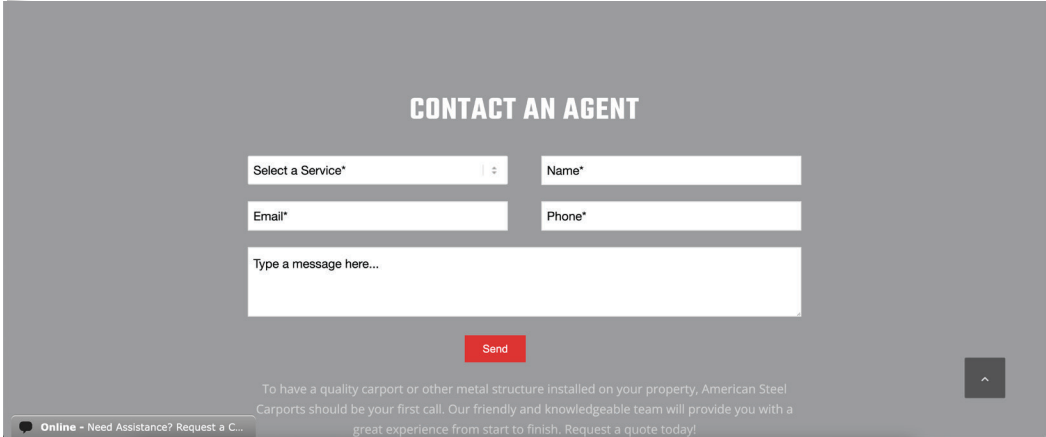

How To Price an A-Frame Carport



Our buildings come with a Standard roof at no additional cost. The roof will have a 3/12 pitch and go into a peak, but will have rounded corners leading on the sides (**Ex.** Pg. 11).

A-Frame Carports

Sometimes our customers would like to have a classic "A" shaped building to have more of a residential look to go with their house. We offer two styles, an A-Frame Horizontal roof with the panels running from front to back and an A-Frame Vertical roof with the panels running from the peak to the eave and additional hat channels underneath for support. The vertical roof will also have a Ridge Cap to prevent water and debris from entering the building on the peak.

RIDGE CAP



ONLY ON A-FRAME VERTICAL ROOFS

Utility Carports

We offer special buildings often referred to as Utility Buildings. These buildings look like normal carports but have walls that only come out to a desired length for storage space on the back.

There is not much to pricing out a Utility Carport, if your customer is interested in one, you'll only need to do one more step compared to regular buildings.

Our buildings are constructed with the bows being spaced out evenly throughout the length of the structure. Most buildings are set at 5 feet center to center on standard lengths. Other states are set at 4 feet center to center, (Note: the inner, end wall and sides can only be placed exactly where a post/leg lands.) All building designs are made according to local building codes and regulations. Make sure to check with American Steel Carports, Inc. before placing your order.



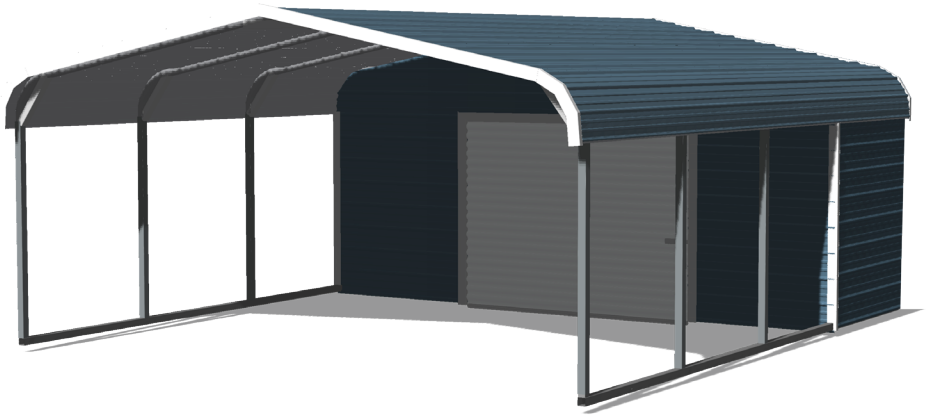

Pricing a Utility Carport
To place a Utility Carport order, start by following the steps you would take to price out a standard unit. Please remember to ask what city and state the building will be installed in, and other details pertaining to the structure. The only difference you need to do comes when pricing out the sides.

For example, take a 12’ W x 21’ L x 10’ H carport with 10’ of storage.

Closed Sides – Both Sides

Vertical Sides Add	$200	$250	$300	$350	$400	$450	$500
Height	**20' L**	**25' L**	**30' L**	**35' L**	**40' L**	**45' L**	**50' L**
6 Ft	$400	$485	$580	$685	$800	$860	$945
7 Ft	$460	$565	$680	$805	$940	$1,000	$1,105
8 Ft	$525	$650	$785	$930	$1,085	$1,150	$1,275
9 Ft	$590	$735	$890	$1,055	$1,230	$1,300	$1,445
10 Ft	$660	$825	$1,000	$1,185	$1,380	$1,460	$1,625
11 Ft	$730	$915	$1,110	$1,315	$1,530	$1,620	$1,805
12 Ft	$805	$1,010	$1,225	$1,450	$1,685	$1,790	$1,995
13 Ft*	$880	$1,105	$1,340	$1,585	$1,840	$1,960	$2,185
14 Ft*	$950	$1,195	$1,450	$1,715	$1,990	$2,120	$2,365

- If your customer is only wanting 10’ sides for a 10’ storage room on this unit, then you will take the leg height and 20’ length and take the price and divide it by two.

- In this example, at 10’ tall legs with 20’ length will give us a price of $660.

- Dividing the price in half will give us 10’ sides at $330.

- Price all other options out like a normal unit.

Side Entry Buildings

A Side-Entry building is a Standard unit that will have an opening(s) on the side where the leg posts are normally located. Sometimes customers will go the less traditional route and will take out legs for easy access into the building, from the sides.

Step 1.
You have to know the leg spacing for the particular building in the specific state.

Step 2.
You will then choose a header off the header chart seen to the right.
The reason you're needing to know the leg spacing is because the header needs to be able to land a leg post.

*The header may say it is 6" in width, however you need to add an additional 6" for the insert, so the header will take away a foot of head room.

Step 3
When pricing a Side Entry building that looks similar to the one in the photo; you will need to price it out fully enclosed and then add in the headers. The framed-out area will be trimmed out so that there is no sharp metal sticking out that could cause bodily injury. This will also give the building a clean cut look.

This is also how you price the header that is going on the side of a building, for a door.

IMPORTANT:

On quote forms, please do not put the size of the header.
Instead, put the size of the opening, with the cost of the header.



HEADERS CHART

0'----------10'----------12' For Snow Loads up to 25 PSF

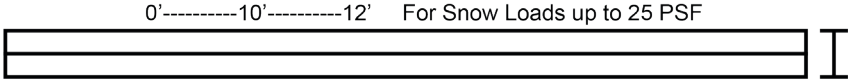

0'----------10'----------12' For Snow Loads up to 30 PSF

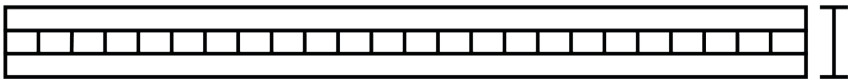

0'----------12'----------18' For Snow Loads more than 25 up to 45 PSF

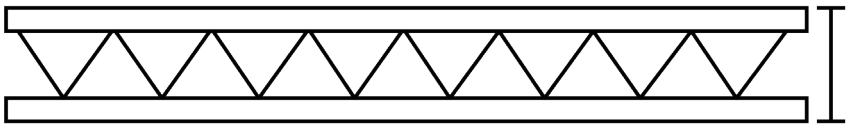

0'----------12'---------16' For Snow Loads more than 25 up to 45 PSF



0'----------16'---------- Maybe 18' For Snow Loads up to 50 PSF

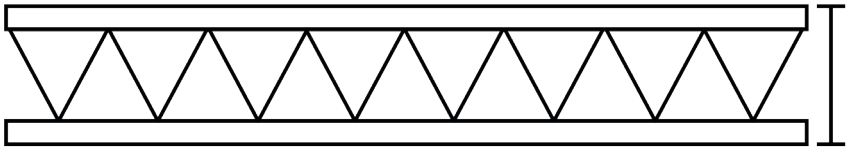

0'----------16'----------25' For Snow Loads up to 50 PSF

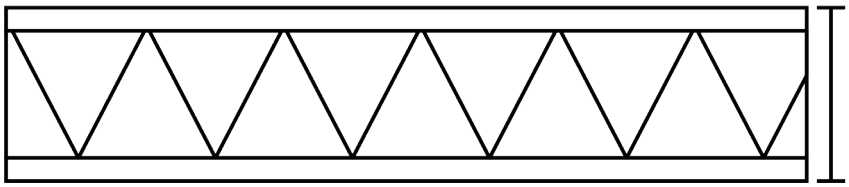



Agricultural Buildings



We offer two types of Agricultural buildings; Classic drop down (the red Agricultural unit) and Continuous Roof (the rawhide Agricultural unit). An Agricultural Unit is made up of three sections; a Center Unit and 2 Lean-Tos.

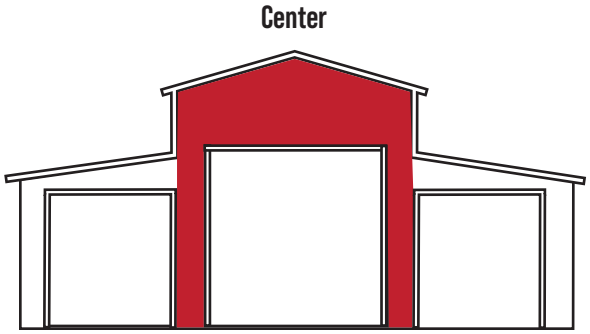

1. Pricing the center Unit
When pricing out an Agricultural Unit, it is best to start with the center section. You will be able to price this section out as a regular unit.

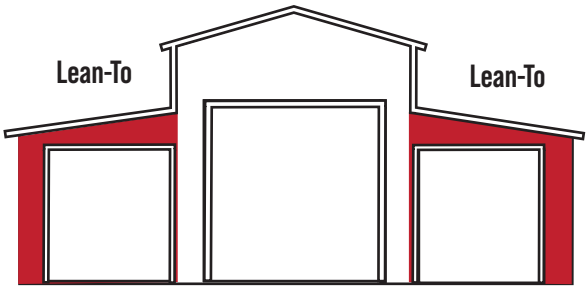

2. Pricing the Lean-Tos
Once you have your center section priced out you will price out the Lean-Tos. You will then take a full unit & cut that building in half for both lean-tos (e.i. If each lean-to is 12' w, you will take a full 24' w and cut the unit in half).

Note: For different sized Lean-Tos (18' center, 12' left Lean-To, 15' right Lean-To)
All three sections will be priced as separate, full units. For pricing Lean-Tos, please refer to page 26.



3. GAP Fee

You will need to charge a GAP fee; which will cover the space between the roof line of the Center unit and the peak of the Lean-To, where the two buildings connect to one another. (Unless customers want full sides in the center).

- The GAP fee is priced out as an additional piece of Sheet Metal for drop downs from 3 ft and less, for anything over, you can price it out as regular sides.
- **When a customer asks for vertical on the GAP panels,** please charge for 6' sides + vertical charge for that length then divide the total by 2.

I.E. $300 + $200 = $500 / 2 = $250
(6' sides) + (vertical charge) = Subtotal / 2 = Total Charge

Step-Down Agricultural Barn Quote Form

Salesman: _____
Contact: _____

State:
Gauge: **12 Gauge**
Date:

Gap enclosure | 8' | 12' | 10'

Main Unit
2nd Units

	Options	Price		Options	Price		Options	Price
1			1			1		
2			2			2		
3			3			3		
4			4			4		
5			5			5		
6			6			6		
7			7			7		
8			8			8		
9			9			9		
10			10			10		
11			11			11		
12			12	Gap Enclosure		12		
Total Left		$ -	**Total Center**		$ -	**Total Right**		$ -

Quote is ONLY valid for 15 days
Equipment or Labor charge may apply with legs over 12' ft High

	Total Left	$ -
	Total Center	$ -
	Total Right	$ -
	Building Price	$ -
Plus	*Equipment/Labor Fee*	$ 100.00
Plus	*Plans/Calcs Charge*	$ 200.00

*IF THERE IS A PRICE DISCREPANCY OVER $20 THE COMPANY RESERVES THE RIGHT TO CANCEL ORDER

*** Diagrams can be downloaded from the dealer portal**



Continous Roof Line Agricultural

Continuous Agricultural Unit

For the Continuous Agricultural unit, you'll be pricing out all the respective components the same way you did for the Classic Drop down.

Connection Fee
All Agricultural Units have a Connection Fee since we're connecting two Lean-Tos to the Center unit. The cost of connections are based on length of structure & state where it will be constructed.

When pricing out an Agricultural Unit, it helps to use one of our break down sheets. This will allow you to see what is going where; when pricing out the unit.

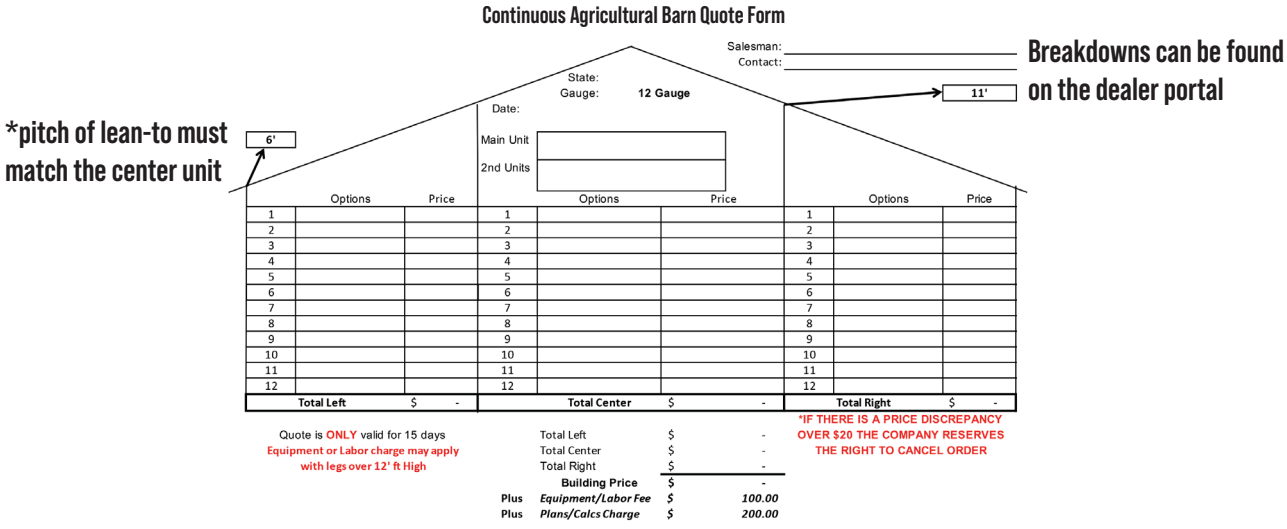

* Diagrams can be downloaded from the dealer portal

A-FRAME VERTICAL ONLY

Mini Storages

Pricing out a Mini Storage is very simple; you can only choose from the sizes provided to you on the Mini Storage flyer. Any other size asked by the customer will have to be priced out as a custom unit.



Wood Floors
If the customer would like to remove the wood floor from the structure, they are able to do so. To remove the wood floor, you will multiply the width x length of the structure by 2.5. Once you get that amount, you will remove that price amount from the price of the building.

Roll-Up and Walk-In Doors
The customer also has the option to remove the 6' x 7' Roll-Up door included on the building and switch it out for a Walk-In door; 36" x 80". To remove the Roll-Up door and swap it out for the Walk-In door, you'll need to deduct the cost of the Roll-Up door for that state and add the cost of the Walk-In door for that state.

Porch/Railing
On the backside of the Mini Storage flyer, you'll find our mini storages that come included with a porch with railing. Please remind the customer that the porch will not add length to the structure, but instead take away storage room.

ONLY IN TX, AR, LA, OK, NM, IL, IA, MN, AND WI

Loafing Sheds

Important Note: Loafing sheds can only be sold in the states of TX and NM. If someone is calling from any other state and would like a quote on a similar building, it will be priced out as a custom Lean-To.

Similar to the Mini Storage, the Loafing Shed can only be priced off of the Loafing Shed flyer. All additions can be found on the flyer, and if they would like anything not located on the flyer, the structure will be priced out as a custom building.

Additional add-ons
Additions that the caller can make will be, changing the roof style from A-Frame Horizontal to A-Frame Vertical. They are also allowed to add a kick wall, gate, walk-in door, window, roll-up door, and a tack room. Remind the customer that when the tack room is added, it will not extend the space underneath your roof but rather take away from it. You can add a 3/4" Pressure treated floor for an additional cost.

Options for adding a tack room:

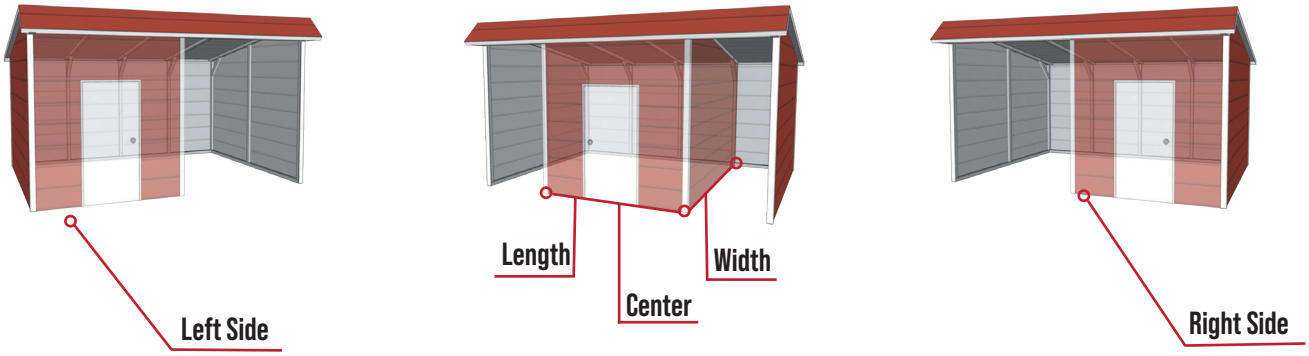

There are no warranties on these structures; due to the high risk of damage caused by livestock that are typically sheltered under these units. (Kicking, rubbing, bumping, etc..).

These buildings are only manufactured in 14-gauge steel tubing. If a customer would like it in 12-gauge steel tubing, then it would become a custom Lean-To and would need to be priced using the regular flyer.

ONLY IN STATES OF: TEXAS AND NEW MEXICO (NOT BY REGION)



Lean-To

Lean-Tos Up to 12’ Wide:
*Needs to be at least a two-foot drop between the tall leg and the short leg.
1. Price a full 12’ wide unit, if the roof is other than standard, charge for the full A-frame Vertical or Horizontal of a full 12’ unit.
2. For the legs, charge for the taller leg height, if there are sides charge for the taller leg height, if there is one side, cut the side price in half.
3. For the ends charge for the full 12’ wide end at the taller leg height.

Lean-Tos 13’-18’ Wide:
*Needs to be at least a four-foot drop between tall leg and short leg.
1. You will need to price a full 18’ wide unit, if the roof is other than standard, charge for the full A-frame Vertical or Horizontal of a full 18’ unit.
2. For the legs charge for the taller leg height, if there are sides charge for the taller leg height, if there is one side, cut the side price in half.
3. For the ends charge for the full 18’ wide end at the taller leg height.
There will also have to be a Double bar for how wide the lean-to is, the double bar prices as the Width of the unit, (X) the number of trusses (X)9.50/10.50. (Note: Units are on 5’ centers). *Prices may vary depending on specifics and state.

Lean-Tos 19’-24’ Wide:
*Needs to be a five to six foot drop between the tall leg and short leg.
1. You will need to price a full 30’ wide unit, these units are always A- Frame Vertical.
2. For the legs, charge for the taller leg height, if there are sides charge for the taller leg height, if there is one side, cut the side price in half.
3. For the ends charge for the full 30’ wide end at the taller leg height.

Lean-Tos 25’-30’ Wide:
*Needs to be a six to eight-foot drop between the tall leg and short leg.
1. You will need to price a full 32’ wide unit, these units are always A- Frame Vertical.
2. For the legs, charge for the taller leg height, if there are sides, charge for the taller leg height, if there is one side, cut the side price in half.
3. For the ends charge for the full 32’ wide end at the taller leg height.

Important Note: Sometimes customers would like single slope structures attached to their main unit for extra storage on the side. They might also like them not attached to any unit, so they may stand on their own.

Examples of Custom Units:



Custom Utility Unit

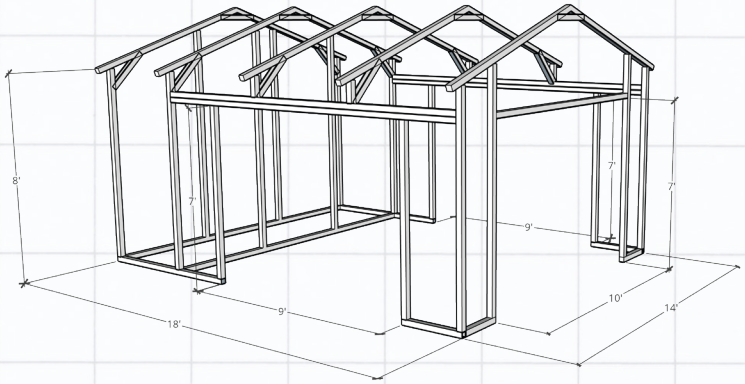

Custom Utility Unit - Sketch



Custom Workshop



Custom Utility Unit



Custom Garage with Lean-To



Custom Garage

We offer custom units: Talk with your customer and let them know we offer units if their building is of an unconventional design. Please ask for every detail necessary (as well as acquire any sketches/drawings that will aid in better understanding what the customer is after).

Wide-Span Buildings



Deluxe Wide-Span Style

We offer Wide-Span buildings as part of our collection of Metal structures on the market. Not only are these our biggest covers available, but they are also our strongest.

Many of our customers purchase these to cover multiple vehicles, store large machinery, or turn them into Warehouses of sorts. Whatever the reason, you can feel comfortable knowing you made the right choice by choosing American Steel Carports, Inc.

Pricing Wide-Spans
You will use one of the two Wide-Span building flyers for your area. We offer the Deluxe style or the Premium style. **The difference between the two will be the truss design; Deluxe is the more expensive option, with an HD frame design.**

All Wide-Span buildings come All Vertical, from the roof to the sides & ends.

When pricing out a Wide-Span building, the process will be all too familiar. It's no different from pricing out a regular sized building. Follow the same steps and you'll soon have a priced out Wide Span.

Due to the industrial size, there are additional charges/fees that are required.



Equipment is required to install these buildings. Customers may provide their own telescopic lift, if available. If not available, please refer to the equipment charge table on the back of the flyer. Equipment charges depend on size of structure. Remember Equipment is not taxable and must be paid directly to American Steel Carports, Inc. If you have any questions, please make sure to contact American Steel Carports, Inc. at (866) 730-9865.

	$525	$550	$575	$600	$625	$650	$675	$700	$750

Wide Span Equipment Charges (by Length)			Build Over Fee
	60' Long	100' Long	
32'- 46' Wide	$2,300	$3,300	5% of Cost of Building
48' - 50' Wide	$3,850	$4,350	

Concrete Anchors		
Concrete	Included w/ any concrete installation	
Titen HD Screw	$15	

Extra Sheet Metal		J Trim (add)
21'	$120	$25
26'	$150	$35
31'	$180	$45

Gable Ends

Regular

W

H

36" W x 80" H

$380

Up to 22' Wide	$350
25'-28' Wide	$380

Heavy-Duty Door		
	36" W x 84"	$1,300
	48" W x 84"	$1,475

Walk-In Door Frame Outs

Wide-Span buildings require specific plans and calculations for installation. They are available at an additional cost. Call American Steel Carports, Inc. to get pricing for each item. Remember plans & calculations are not taxable and must be paid directly to American Steel Carports, Inc. If you have any questions, please make sure to contact American Steel Carports, Inc. at (866) 730-9865.

Insulation

One solution for Heat, Condensation & Cold. R-Value 16, .20" (5mm) closed cell polyethylene foam with reflective reinforced foil on one side and plastic white finish film on the other side. Total 5M ***Plus*** Insulation combines the benefits of *insulation with vapor, air and radiant barrier protection*. That means you'll have a cool, dry structure in the summer and a warm, dry structure in the winter.

American Steel Difference:

- R-value unaffected by humidity. (Prevents condensation)
- Prevents 97% of radiant heat transfer
- Vapor barrier, UV resistance
- Does not promote mold or mildew
- Seals around nails (no leak)
- Keeps its shape over time (doesn't collapse)
- Rippled surface increases airflow

INSULATION





Insulation is only available on **A-Frame Vertical roofs & Vertical siding.**

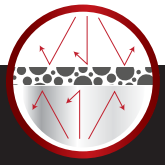

Aluminum on both sides that reflects the heat radiation

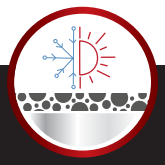

Thermal Insulation



Does not leak when nailed



Hydrophobic Insulation



Prevents Condensation

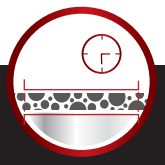

Maintains its thickness over time



Blocks Insects



Fire Rating Class A Class 1

ICC-ES recognized and Energy Star Qualified

Here's how to price out Insulation:

ROOF

(Width+3 ft.) x (Length) = Ft^2
Ft^2 x $1.65 = Cost of Roof Insulation

SIDES

((Height+2 ft.) x (Length)) x 2 = Ft^2
Ft^2 x $1.65 = Cost of Sides Insulation

ENDS

((Height+3 ft.) x (Width)) x 2 = Ft^2
Ft^2 x $1.65 = Cost of Ends Insulation

FULLY INSULATED

Cost of Insulation for the
Roof + Sides + Ends = Total Cost

Here at American Steel Carports, Inc, you have 14 colors to choose from when designing your building. You can change the color of your roof, sides, ends & even your trim color. Make the building truly yours!

Color Options:



*Color chart is for representation only and should not be used for exact color match. Color samples are available upon request.

**Additional charge for Vertical Colonial Style.

Popular Combinations

Barn Red / Rawhide	Evergreen / Clay	Black / White
Slate Blue / Pewter Gray	Earth Brown / Pebble Beige	Burgundy / Rawhide



INSTALLATION RECOMMENDATIONS

BEFORE INSTALLATION : CUSTOMER RECOMMENDATIONS

*Before ground/concrete/asphalt is to be installed, it is important to remind your customer to ensure that their ground, where the building will be installed, is level. This will make the installation process go a lot smoother. The following is a two-step guide for the customer to determine if the ground is level enough for the installation.

Step 1:

Determine the exact location of where the building will be installed. Make an outline, from the measurements of the building, from corner to corner. Use stakes to mark each corner, tie mason's string to each stake.

Outline of the Building Perimeter.



Step 2:

Measure the distance between where the string is tied and the ground. The following method will give you the amount that your ground is unlevel.



Measurement 1 - Measurement 2 =
Amount of inches ground is unlevel.

CONCRETE RECOMMENDATIONS



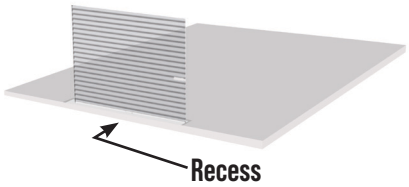

The use of a recess is recommended for preventing water from coming through the bottom of the garage, under the roll-up door. A recess is a cut that is made in the concrete slab for the roll-up door. It allows the roll-up door to close past the ground level of the inside of the garage.

Please note that Customers / General Contractors will not install Anchors - ASCI / ACI will install the anchors.

Concrete Recommendations: Don't forget that all the concrete slab options are for units up to 30' wide and they require a minumum 4" thick slab with a 12" x 12" (or per local code) perimeter footing.

Option 1 - Slab Bigger than the Unit

With this option, we recommend the customer to do it 3" more all the way around, to prevent the cracking of the concrete. The customer must be informed that the water will go under the base rail of the building and it will not be considered a repair issue. Since we don't offer any permanent solution, to prevent that, we can recommend to add silicon as a temporary solution, which will be applied under the base rail (for an additional cost) with the understanding that this is not 100% waterproof and/or for them to have it available for the installer and there will be a labor fee charged. (The warranty will be in jeopardy since it will not be within our product line.)



Option 2 - Slab same size of the unit - Flush Detail

With this option, the concrete is the same size as the unit and there is a way to prevent the water to run under the base rail by extending the panel to pass the base rail and cover part of the concrete edge. (With this method, we need to make sure to add the **welded angles *at an additional cost*** in order to anchor the unit. It is recommended to sell extra panels based on the height of the unit.)
Needs 1 L-Bracket per post (on sidewalls & endwalls) - 2 on each corner.



PERIMETER FOOTING

- If the customer chooses, they can pour concrete footings, this will allow them to have the unit anchored to the concrete but is more cost efficient since they will not have a full concrete slab attached.
- Units up to 22' wide - minimum 12" wide by 12" deep (or per local code)
- Units 23'-30' wide - minimum 15" wide by 12" deep (or per local code)
- This is for a wind rating of 110 MPH, any other requirement please contact engineering for details.

CONCRETE PIERS

- Another option would be concrete piers, these will be located on the corners of the unit and alternating posts. If you have questions about the location of the piers, please contact engineering.
- Units up to 22' wide - minimum 18" wide by 36" deep.
- Units 23' - 30' wide - minimum 24" wide by 36" deep.
- This is for a wind rating of 110 MPH, any other requirement please contact engineering for details.

Need a Permit?

*Specific Plans and Calculations are available at an additional cost.
See next page for details.

PROCESS FOR ORDERS GETTING A PERMIT

1. ORDERS ARE RECIEVED

Orders arrive to our Order Entry Department.
There it is entered into our system.



This process can take up to 1-2 business days,
then it is given to the appropiate representative

*During busy season time may change

2. ORDERS ARE VERIFIED



The representative will verify the delivery method with the customer and request plans.

3. PROCESSING ORDERS

The request will be processed by our Engineering Department.



Plans will be worked on and sent out in the order they are recieved.

4. PLANS ARE SENT OUT



ONCE ACCEPTED BY THE ENGINEERING DEPARTMENT, plans will be sent out.

Plans will take 3-18 business days depending on the type of plans, for the customer to recieve them.

*Time frame may change without notice.

5. PERMIT APPROVAL



Customer will present plans to their local Building Department to obtain a permit

1. Customer must call the appropiate American Steel Carports, Inc. office to inform their representative when the permit for their building is obtained and concrete is set. (If applicable)

2. Customer will be asked by their representative for a copy of their building permit & will be provided a lead time.

3. Customer's unit is then confirmed, fabricated and placed on schedule. (Applicable lead times begin from this point.)

When to Charge for Plans

*** Calculations are an accessory to specifics, and are available at an additional cost. If calculations are needed, then you must have specifics. Specific plans & calculations are required for buildings 32' wide and wider.
* Remember that American Steel Carports, Inc. can provide a generic set of plans with all orders that qualify.

On any order that requires a permit, and a Generic set* of plans is not acceptable by the Customer's local building department.

Custom units, including but not limited to:

A. A size not on the 12' Wide - 24' Wide flyer
- Free-standing Lean-Tos/ Loafing sheds.
- Hexagon Units
- Agricultural Buildings.
- A size not on the 26' Wide - 30' Wide flyer.
- Units with legs over 12' in height.
- Any Wide-Span units.
- Special Units.

B. Whe a building department requires a custom paper size (up to 24" x 36") other than the standard $8^{1/2}$" x 11".

C. Any time a building department needs calculations**.

D. If a customer has an existing foundation that does not meet American Steel Carports minimum requirements.

Plans can be received within a smaller time frame in most cases, if customer pays a rush fee. A customer can choose to rush specific plans & specific plans and calculations. Keep in mind that rush projects must first be approved by our engineering department. The time frames are determined by the engineering department. Standard delivery time is 14-18 business days on any other order (that is not rushed). It is possible that the time frame may change without notice. IMPORTANT: Keep in mind that in some cases a day or two might be added if it falls on a holiday break.

All charges relating to plans will be collected before plans are ordered.
(Plan fees are non-refundable once plans have been requested.)





Moving a Unit

There are 5 things to be considered when moving a unit.

1. The unit must have been installed by an American Steel Carports, Inc. Independent Contractor.

2. How far will this unit need to be moved from Point A to Point B?

3. A trip fee will be applied when Point B **EXCEEDS 45 MILES** in distance from POINT A.

4. Any units 3 years or older are not eligible to be moved.

5. Cost to move unit will be 70% of what the unit is valued, at time of request to move it.



American Steel Carports, Inc. will not be held responsible for any material needed, or for any damage that is done to the landscape near the structure. **All warranties will be voided after the unit is moved.**

Warranty Information

Problems with our products?

Contact our Repair Department for assistance.



Submit your Repair:

Information needed to submit your Repair Request?
Name as stated on the contract or Order number
(Located at the top right hand corner of your invoice.)
City & State
Install Date
Problem or concern about the product.
Pictures of the problem area.

Email:
Dealerservicesupport
@americansteelinc.com

Toll free::
(866) 730-9865

Fax:
(817) 484-2179

Mail:
Repair & Warranty Dept
457 N Broadway St.
Joshua, TX 76058

Warranty Information:

1 Year Limited Warranty: Seller warrants, for a period of 1 year from date of complete installation, against defects in workmanship assuming normal user care and maintenance.
20 Year Warranty: Seller warrants, for a period of 20 years from the date of complete installation, against rust through on the framing only assuming normal user care and maintenance (12-Gauge Material Only. This warranty does NOT apply to 14-Gauge material). This warranty gives you specific legal rights. You may also have other rights, which vary, (please refer to contract).

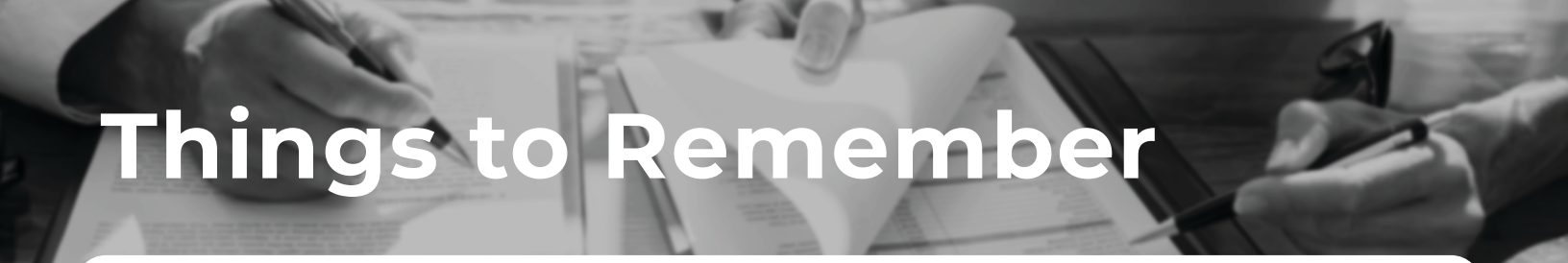

Things to Remember

Customer is responsible to check for any building codes and restrictions in order to obtain a permit.

Land must be level to ensure proper installation. (Customer may incur an extra charge if land is not level.)

Our standard/regular sized carports come with a set of Generic engineered drawings at no additional cost. (Up to 30' Wide and 12' Height.)

Loafing sheds are only allowed in TX and NM. All other states will have to be priced out as Free Standing Lean-Tos (Free Standing Lean-To is not allowed to have Front Brow or Kick Wall.)

When a customer is needing plans, either generic or specific, the customer must purchase required anchors, as anchors are shown in plans.

If Roll-Up door(s) are installed on the side of a unit then charge for an additional header (Up to 10' Wide.) Any other size of header needed, will be priced using the Header Sheet. Be sure to add 1' additional leg height for doors installed on ends or side (Up to 10' x 10', 2' for any size over 10' x 10'.) All units 41' W and up must be installed on concrete.

If county requires a specific Snow Load or Wind Load, additional materials may be charged. Specific Snow Load and Wind Load must be stated at the time of quoting and must be stated on order.

12 Gauge units offer a 20 year Warranty from rust through of framing assuming normal user care and maintenance in addition to the 1 year Workmanship Warranty (read contract for details.)

If customer is ordering a size in between two standard sizes listed on the flyers, make sure you charge for the next size up. Example: If the customer would like a 14' W x 18' L x 6 ½, please charge for an 18' W x 20' L x 7' Tall structure.

Any unit wider than 50' Wide must be called in for pricing due to the local restrictions to where it will go in order to design and quote the unit.

When a customer is needing plans, either generic or specific, the customer must purchase required anchors, as anchors are shown in plans.

Any unit that is 3 years of age or older is ineligible to have additions or extensions made, as well as deemed unable to be moved by ASCI.

We only offer insulation on vertical buildings. (Please turn to page 30 for more details)

Any units wider and taller than 30' W x 50' L x 12' H will have an equipment fee charge added.

14 Gauge units offer a 1 year Workmanship Warranty only. (read contract for details)

Headers for side entry, or for side openings will vary per state due to leg spacing. Headers will also take away from the height.

If the base rail is 1' shorter than the roof length. Please allow a minimum of 2' of space around the unit for installation; 3' if the legs of the building are over 8' tall.

All Wide-Span buildings require equipment and diagonal bracing. (Please refer to page 28)

Engineered drawings for custom units are available at an additional fee, (In the event that the generic set of plans is not accepted by your local building department.

When receiving a quote, it is the Dealer's responsibility to get a quote code to refer back to.

Dealer is not to collect commission or tax on labor, equipment, plans or calculations. These are to be paid to American Steel Carports, Inc.

When a Dealer is purchasing a building for themselves, the Dealer must deduct 5% before taxes, then the 10% down payment, giving the Dealer an overall 15% discount.

If a dealer wants to give a discount, they may do so, ONLY out of their own commission. (Commission will show on the dealer's W9)

It is at the dealer's discretion to give back the down payment.

We Offer 3 Warranties:

1 Year Workmanship Warranty

On our 14-Gauge and 12-Gauge buildings. Warranty covers anything that was not properly installed or damaged on unit by Contractor. Any damaged material not done by Contractor will have to be purchased. Our Workmanship does not cover Skylight leaks, additions done to an existing unit or water coming in from underneath base rail or doors.

20 Year Rust Warranty

On rust of framing is only for our 12-Gauge buildings. There is no rust warranty on the Sheet Metal. This warranty states that within a 20 year time-frame from when the Unit is completely installed, if the customer starts to notice rust on the tubing of their building, American Steel Carports, Inc. will go out to the location and fix the issue, assuming normal user care, & maintenance on the 12 Gauge materials. On units 3 years or older from intall date, customer must show proof of contract.



90 MPH WIND WARRANTY

On our 14-Gauge and 12-Gauge buildings. The Customer will only have this warranty if they purchase the anchor package required for their building. The base rail has to be completely ripped out of the ground or concrete in order for Warranty to cover as long the wind did not exceed the 90 MPH that it is certified for. American Steel Carports Inc.'s wind warranty will not be provided, if anchors cannot be installed, due to rocky surfaces. For units 10 ft or taller, in certain areas, Customer will need to purchase Concrete Support package in order for the unit to have the Wind Warranty. If there is such a natural disaster, such as a Tornando, and it destroys the Unit, American Steel Carports, Inc. will not replace the Unit as they are not designed to withstand that amount of damage. (Wind warranty does not cover panel damage.)

Any alterations to a building, such as adding shelves or electricity, or any modifications, will void all warranties. (Please refer to the back of the Contract for more details.)

No warranty for leaks on regular/standard roofs or A-Frame Horizontal roofs exceeding 31' in length.

Frequently Asked questions

How long will it take to get my unit delivered?
Call your area representative. Lead times vary depending on state and season.

What if i need a permit, will it delay my delivery?
The delay of delivery will depend on how long it will take to get the permit. Wait time will start from when the permit is obtained.

If plans are required for my unit, how long will it take to get them?
Usually a set of Generic plans will take about 2-10 business days to be sent.

Is financing available?
Yes, financing is available. Please call our financing department for details.

Can I add options to my unit after being installed?
Yes, as long as the unit is an American Steel Carports' product and the original building is less than 3 years old, we will gladly make additions to your unit. (All additions to units come with a service charge, any additions done after the building had been installed will void all warranties.) Units 3 years and older will only be able to have material dropped off.

Why do you recommend A-Frame style with Vertical roof?
We strongly recommend the A-Frame Vertical style roof in areas with large amounts of snow. The ridges of the steel panels run parallel with the truss allowing snow, rain or debris to runoff easily.

Do you sell uncertified carports?
No, we do not. We are proud to say that we do not sell uncertified carports. All of our carports are engineer certified to meet your state codes and comes with a 1 Year Workmanship Warranty. Any extra City or Local specifications will be at an extra cost.

Do you offer insulation?
Yes! We do offer insulation for your buildings (Only offered on Vertical roofs, sides and ends.)

Are clear panels available?
Yes! We do offer clear panels in 3' W x 4' L & 3' W x 8' L (Only offered on Vertical roofs.)

Can the Leg Height be taller than 14'?
Yes, we can go up to 20' tall in height. (Labor/equipment fee will be applied.)

Contact Information

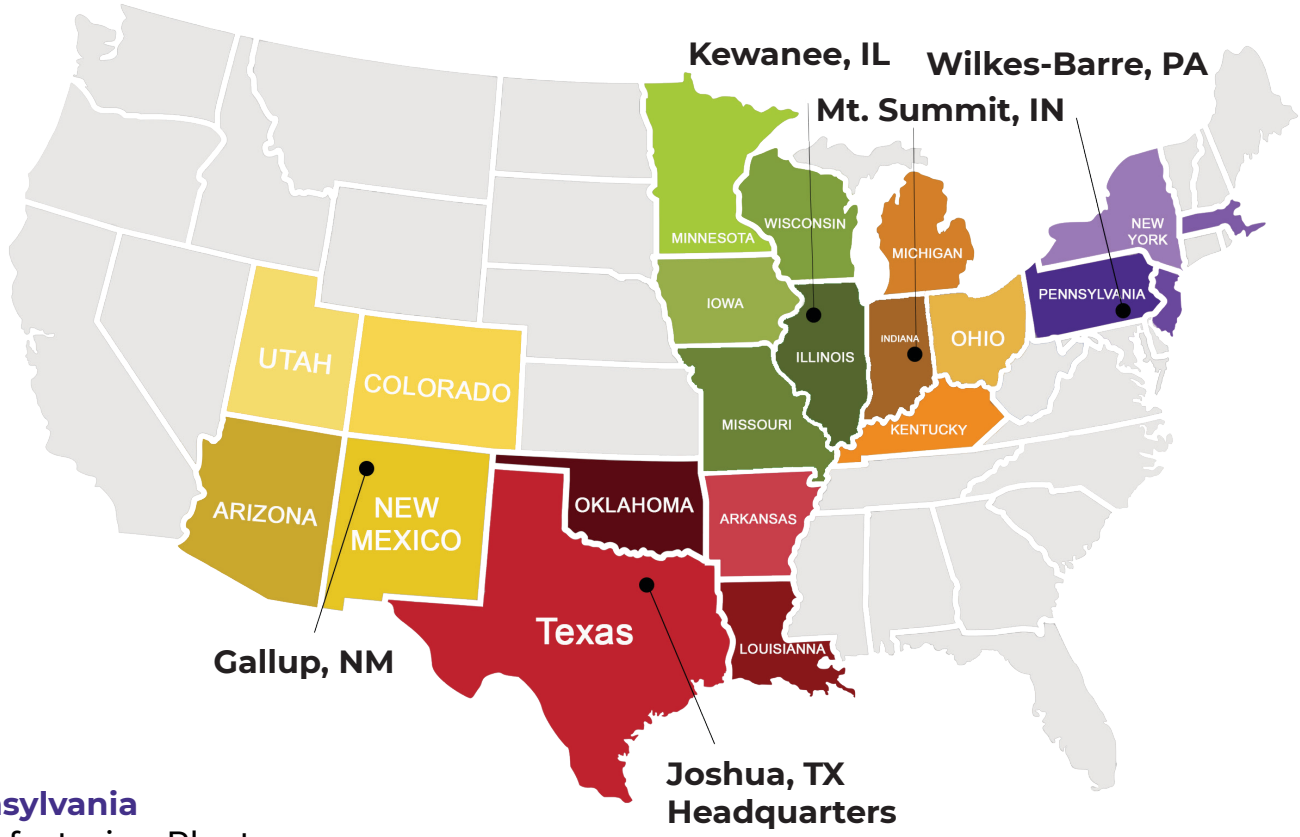

Pennsylvania
Manufacturing Plant
22 Ruddle St.
Wilkes-Barre, PA 18702
(570) 825-8260

Indiana
Manufacturing Plant
404 West Main St.
Mount Summit, IN 47361
(419) 737-1331

Illinois
Manufacturing Plant
832 North East St.
Kewanee, IL 61443
(309) 853-1800

New Mexico
Manufacturing Plant
3205 Industry Dr.
Gallup, NM 87301
(505) 722-8813

Above are the states that American Steel Carports, Inc. covers. The map is color coded by the states that each shop covers. **Please note that some states are only partially covered.**

American Steel Carports, Inc.
(Headquarters)

457 N Broadway St,
Joshua, Texas 76058

(866) 730-9865

americansteelinc.com

@americansteelcarports

@americansteelinc

***Note: This is not an accurate representation of the areas that we service. Please make sure to always call to ensure that we cover a specific area.

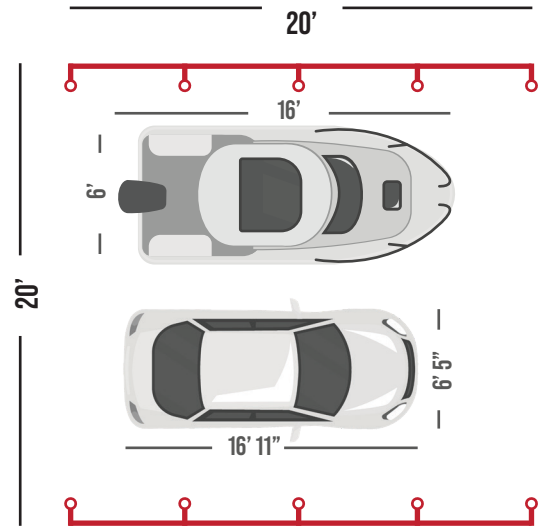

1 Mid Size Sedan, 1 Small Boat

CARPORTS

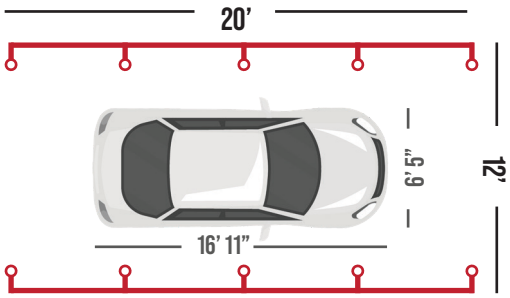

1 Mid Size Sedan

RV COVERS

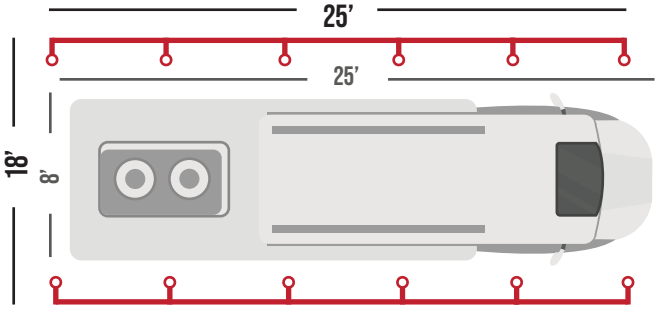

1 RV

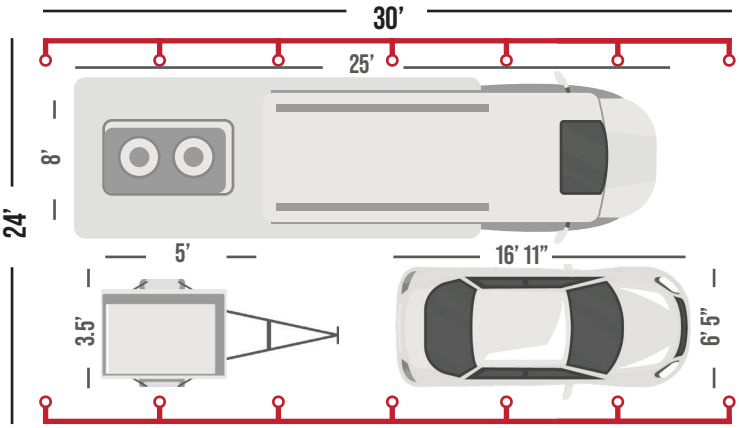

1 RV, 1 Mid Size Sedan, and 1 Small Utility Trailer

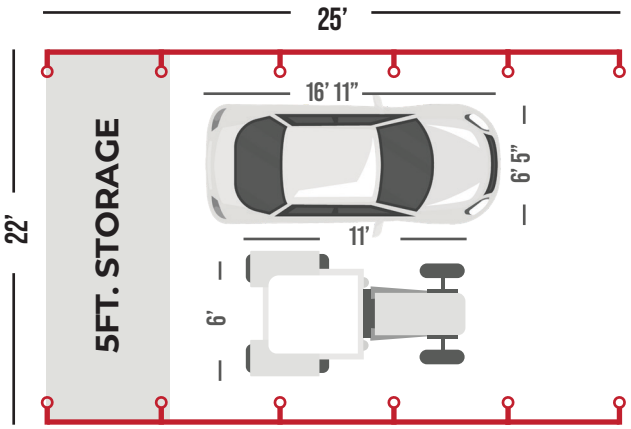

1 Tractor, 1 Mid Size Sedan

UTILITY CARPORTS

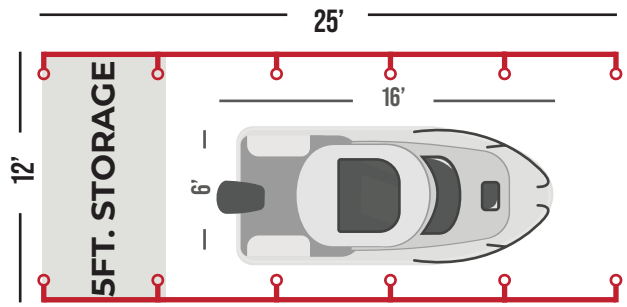

1 Boat

GARAGES

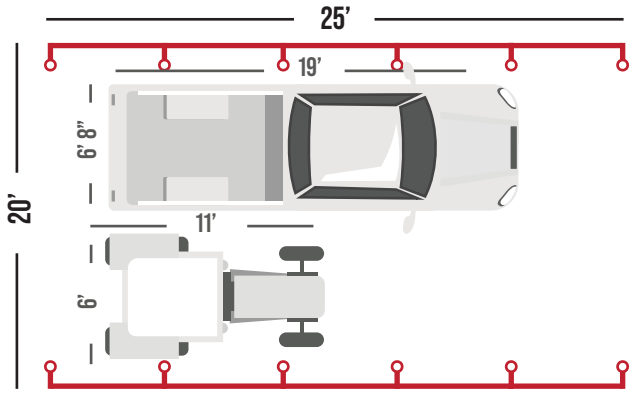

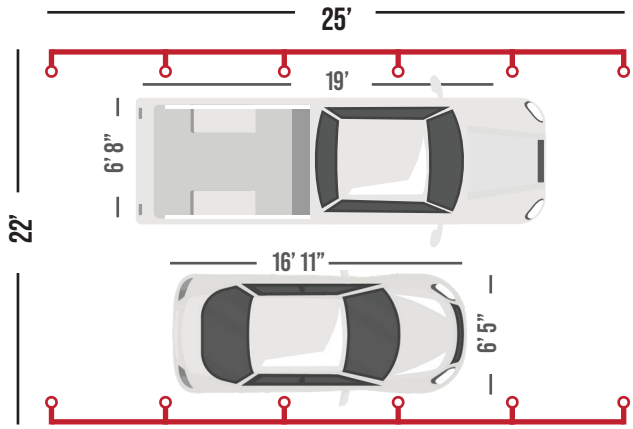

1 Full Size Truck, 1 Tractor

Wide-Span

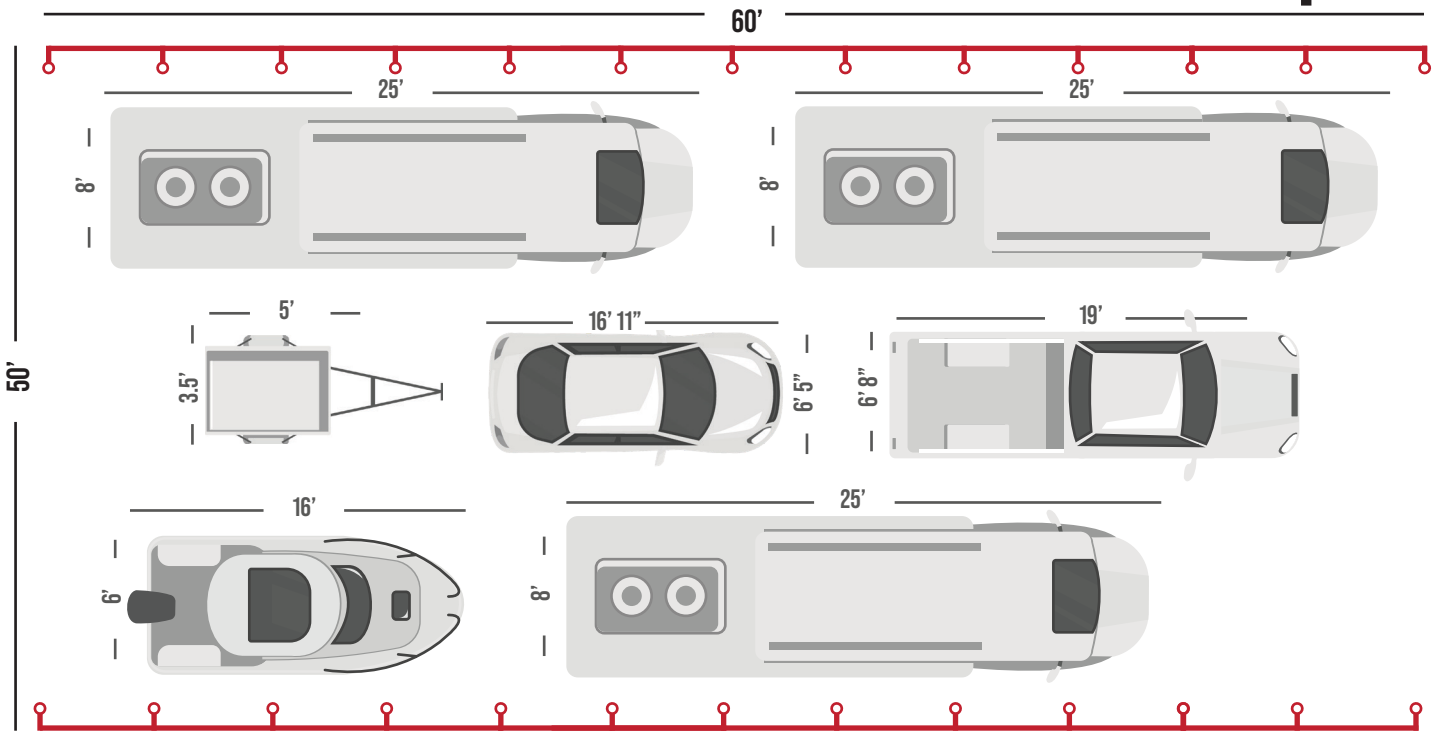

3 Rvs, 1 Mid Size Sedan, 1 Full Size Truck, 1 Boat, 1 Utility Trailer, 1 Tractor

What Fits?

It is recommended that the customer measures their vehicle(s) to ensure that there is enough space to fit. Note: Remember to leave space to open doors in between the vehicle and the garage and in between other vehicles placed in the storage.

Enough space for:

- 12’ Wide: 1 car, truck, SUV
- 18’ Wide: 2 Compact Cars
- 20’ Wide: 2 Mid Size Cars
- 22’ Wide: 2 Full Size Cars
- 24’ Wide: 2 Full Size Cars, Trucks, SUVS
- 26’ Wide: 3 Mid Size Cars
- 28’ Wide: 3 Mid Size Cars
- 30’ Wide: 3 Mid Size Cars, Trucks, or SUVS



Ag Barn



Workshop



Garage



Rv Cover



TX Cut Garage



Garage w/ Lean To



AMERICAN STEEL CARPORTS INC
EST. 1998

WWW.AMERICANSTEELINC.COM